

W.H. Elbow

EA Check valve

01 System

Technical datasheet



Description

The non-return valve W.H Elbow is certified to the NF antipollution norms. This non-return valve is designed for the protection of drinking water network against polluted backflow which has no recognized toxic or microbiological risks to human health, within the limits defined by the health authority.

- Minimal head loss, silence and robustness
- Does not generate hammering
- Double axial guiding with return spring
- Excellent sealing at high as well as at low pressure ensured by a specially designed lip ring-seal
- DN15, 4 brass plugs 1/8" - DN20, 4 threaded bosses 1/4" PPA plugs



W.H. Elbow

EA check valve – 01 System

DN		PFA in bar	Ref.	Weight Kg
C	RACC			
15	3/4"	10	2224160	0,19
20	1"	10	2224161	0,38

* C : gauge/counter

Important :

The temperature and pressure indications given for the different fluid categories (L1/L2/G1/G2) do not constitute a guarantee of use. It is therefore essential to validate the use of the products according to the operating conditions with our recommendations department.

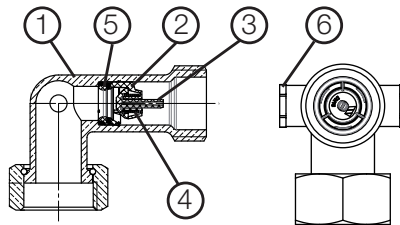
In addition, instruction manuals are available on our website www.socla.com or on request from our sales department.

Technical features

Operating temperature	-10°C to 65°C in continuous, 1h/day at 90°C
Permissible operating temperature (PFA) in water	See table above
Maximum permissible (PS) other mediums	See table above
Connection	Female swivel nut/Male cylindrical gas thread (BSP)
Mediums	Drinking water, other fluids consult us

Nomenclature and materials

N°	Designation	Materials
1	Body	Brass
2	Guide	POM (polyacetal)
3	Closing system	POM (polyacetal)
4	Spring	Stainless steel
5	Seal	EPDM
6	Plug Seal	PPA EDPM



Approvals

ACS



International Construction Standards:

NF Antipollution mark

NF EN 13959

ISO 228

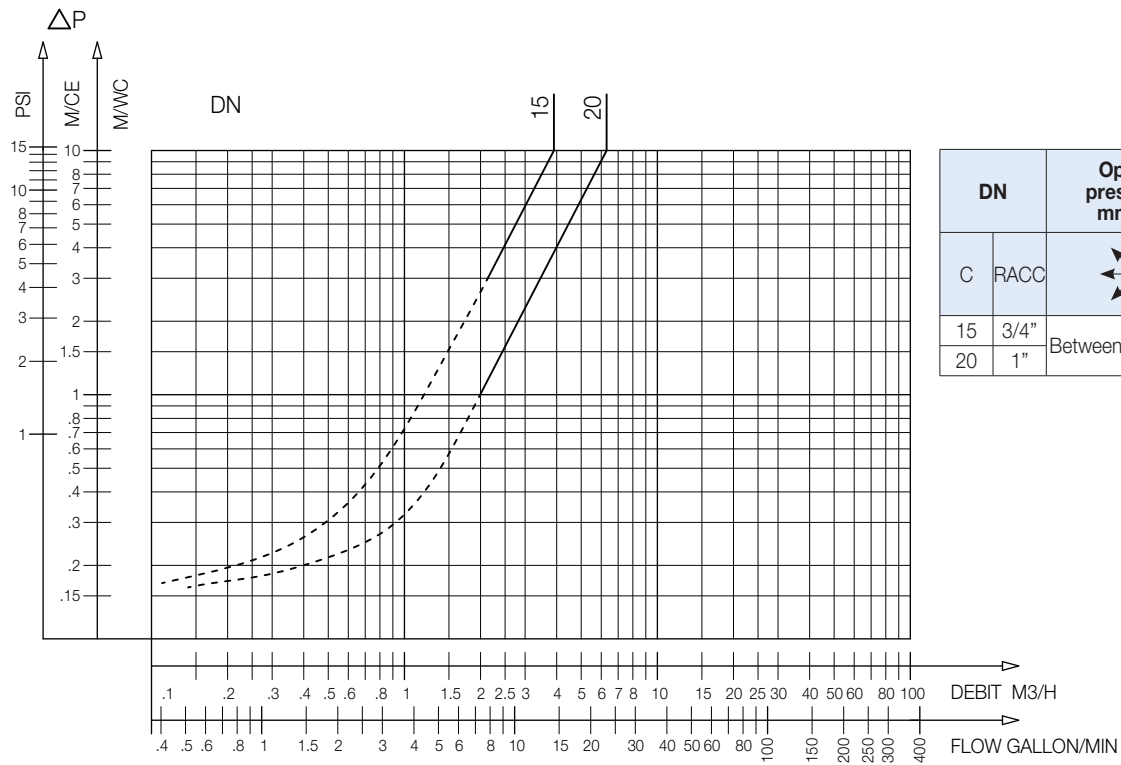
Application

Building, water distribution, protection of drinking water.

Operation

Direction for use:

- Solid line: Valve completely open
- Dotted line: Opening stage of valve

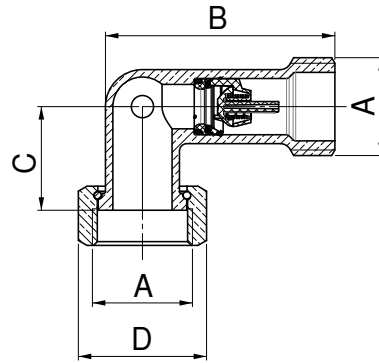


DN		Opening pressure in mm / CE	Kv	ζ
C	RACC			
15	3/4"	Between 50 and 200	3,9	5,31
20	1"		6,3	6,5

W.H. Elbow - Headloss chart

Sizing

DN	Connection A		B	C	D
C	RACC	mm	mm	mm	mm
15	3/4"	20/27	62	28	30
20	1"	26/34	67	36	40



W.H. Elbow

The descriptions and photographs contained in this product specification sheet are supplied by way of information only and are not binding. Watts reserves the right to carry out any technical and design improvements to its products without prior notice. Warranty : All sales and contracts for sale are expressly conditioned on the buyer's assent to Watts terms and conditions found on its website at www.watts.com. Watts hereby objects to any term, different from or additional to Socla terms, contained in any buyer communication in any form, unless agreed to in a writing signed by an officer of Watts.



WATTS INDUSTRIES France

1590 avenue d'Orange • CS 10101 Sorgues 84275 VEDENE CEDEX • France
 Tél. +33 (0)4 90 33 28 28 • Fax +33 (0)4 90 33 28 39
contact@wattswater.com • www.wattswater.fr