

RLT

Adjustable thermostatic mixing valves

Technical data sheet



Description

L-pattern thermostatic mixing valve for general purpose applications. RLT M2 is often used for safely regulating supply temperature to hand washbasins with infra red tap.

- Immediate fail-safe in case of cold or hot water interruption (mixing valve cut-off with residual flow).
- L-pattern design can aid system configuration and reduce installation time.
- Provides stable mixed water temperature.
- Free clip-on cap protecting the device from tampering.
- Integral check valves for protection against cross-flow (size Female 1/2" delivered without check-valves).
- Can be fitted in any position.
- Nickel plated finish.

Technical features

Technical features	
Maximum static pressure	10 bar
Maximum dynamic pressure	6 bar
Operating pressure	0,2 to 5 bar
Hot temperature supply *	50°C – 85°C
Cold temperature supply *	5°C – 20°C
Temperature setting range	25°C / 55°C (factory pre-set at 38°C in mixed water)
Flow rate at 3 bar	38 l/min
Flow mini.	5 l/min

* differential minimum hot/mix temperature must be >20°C (ΔT EC/EM > 20°C)

Part number



Part number	Body	Connections	Flow	Setting range	Weight
2297009M2	DN20	M/M/M 3/4"	38 l/min	25/55°C	0,327 kg



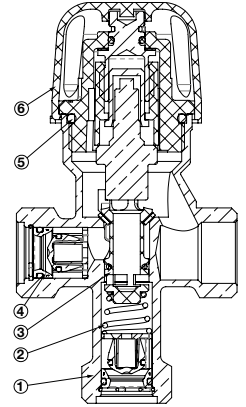
With click cover cap					
2297019M2	DN20	M/M/M 3/4"	38 l/min	25/55°C	0,321 kg



Without check valve					
2297152	DN15	F/F/F 1/2"	38 l/min	25/55°C	0,299 kg

Nomenclature and materials

N°	Designation	Materials	EURO
1	Body	DZR anticorrosion brass	CW625N
	Finish	Nickel plated	
2	Spring	Stainless steel	1.4310 (AISI 301/302)
	Others brass parts		CW617N-4MS
3	Piston	Plastic	Grivory HT1V-4FWA black 9225 (PPA)
4	CO 15 Check valve	POM (seat, valve) + stainless steel (spring) + rubber (seal)	Hostaform C13031 Natural + EPDM 70 Sh + EN10270-3-X10CrNi18-8 (302)
5	O-ring	EPDM & NBR	
6	Head	Plastic	Grivory HT1V-4XFWA black 9225 (PPA)



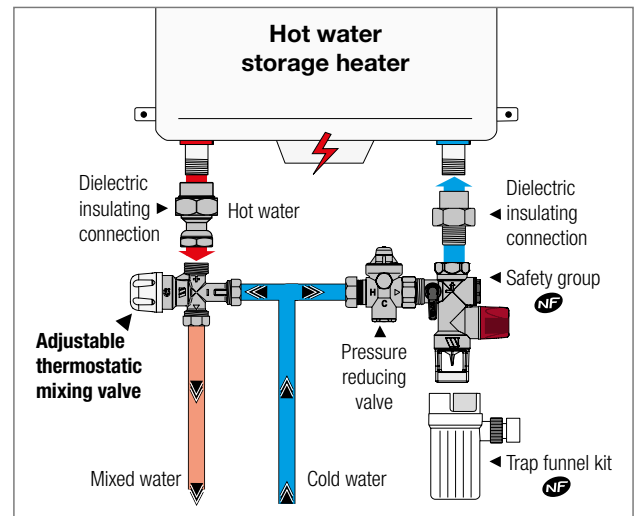
Application

The Thermostatic Limiting Valve allows the reduction of the temperature of small hot water productions in:

Wash basins and hand basins



DHW production output



Installation and setting

To maintain the performance of the mixing valve, a filter must be installed upstream of the main water supply. The thermostatic mixing valve is supplied factory pre-set at 38°C.

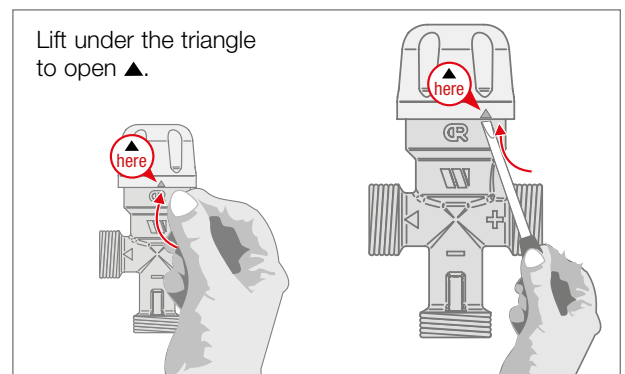
However, installation conditions will dictate, that the product be adjust on site.

With both hot and cold supplies turned fully on and the terminal fitting open, adjust the temperature to the required setting.

To adjust the temperature, simply unscrew the locking screw on the top of the cap, set the valves and lock with the screw:

- To increase the temperature, turn anti-clockwise.
- To decrease the temperature, turn clockwise.

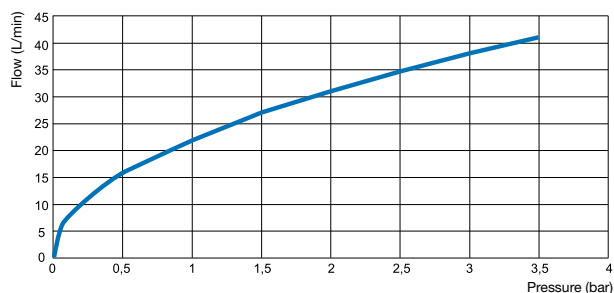
The temperature and pressures must be stabilized and checked before commissioning (allow mixed water to flow for 1 minute prior final setting). All parameters must be in accordance with the technical specifications of the valve. After final adjustment, replace the cap to lock the valve in position and prevent tampering.



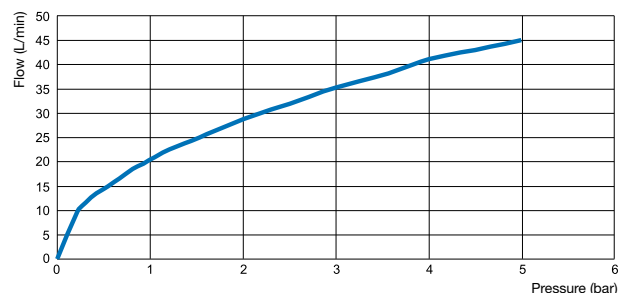
Operating

Headloss chart

- M/M/M 3/4"



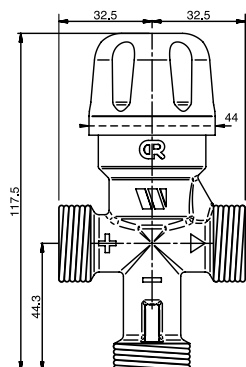
- F/F/F 1/2"



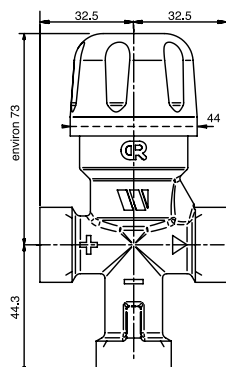
Factory pre-set at 38°C

Sizing (mm)

- M/M/M 3/4"



- F/F/F 1/2"



Follow us   
Watts Water Technologies

The descriptions and photographs contained in this product specification sheet are supplied by way of information only and are not binding. Watts reserves the right to carry out any technical and design improvements to its products without prior notice. Warranty : All sales and contracts for sale are expressly conditioned on the buyer's assent to Watts terms and conditions found on its website at www.watts.com. Watts hereby objects to any term, different from or additional to Socla terms, contained in any buyer communication in any form, unless agreed to in a writing signed by an officer of Watts.

WATTS®

WATTS INDUSTRIES France
1590 avenue d'Orange • CS 10101 Sorgues 84275 VEDENE CEDEX • FRANCE
Tél. +33 (0)4 90 33 28 28 • Fax +33 (0)4 90 33 28 29/39
contact@wattswater.com • www.wattswater.eu