

DSP Series

Compact magnetic dirt separator

Technical Data Sheet



Description

The compact magnetic dirt separator ensures that the boiler stays continually protected, as it retains all impurities present in the system and prevents their circulation, consequently avoiding wear and preventing damage to other components of the system (e.g. pumps and heat exchangers).



DSP - Threaded magnetic dirt separator

The **DSP Series** magnetic dirt separator is installed on the return circuit, at the inlet to the boiler. It is intended exclusively for use in domestic heating systems and is easy to install under the boiler because of its compact size.

Connections: main body G 3/4", drain G 1/2". Complete with ball valve and swivel fitting made of brass. Compatible fluids: water, water + glycol 70/30.

Part No.	DN	PN	Weight (g)
DSP0034W	3/4"	3 bar	570

Technical features	
Body	PA66
Filter cartridge	AISI304L
Ball valves	CV617N
Filtration rating	650µm
PN	3 bar
Max. temperature	90°C
Operating temperature	4 to 90°C
Magnet	NdFeB - 4500 Gauss
Water with glycol	70/30

Application

Magnetic dirt separators must be used in heating systems to ensure long-term efficient boiler operation and to prevent the adverse effects caused by residues of soil, limescale, sand and ferrous metals found in both new and older systems. The flow of water enters the dirt separator, where the cyclonic motion separates the dirt particles, because they are heavier, while the magnet traps the majority of metallic debris. The magnet is always installed, positioned and protected in such a way that it does not come into contact with the water. Both metallic and soil residues are then expelled through the drain valve, once the permanent magnet not in direct contact with the liquid is switched off.

Installation

Install the dirt separator on the return leg of the heating circuit, upstream of the boiler, to protect the boiler against debris in the pipework, especially when the system is first started up.

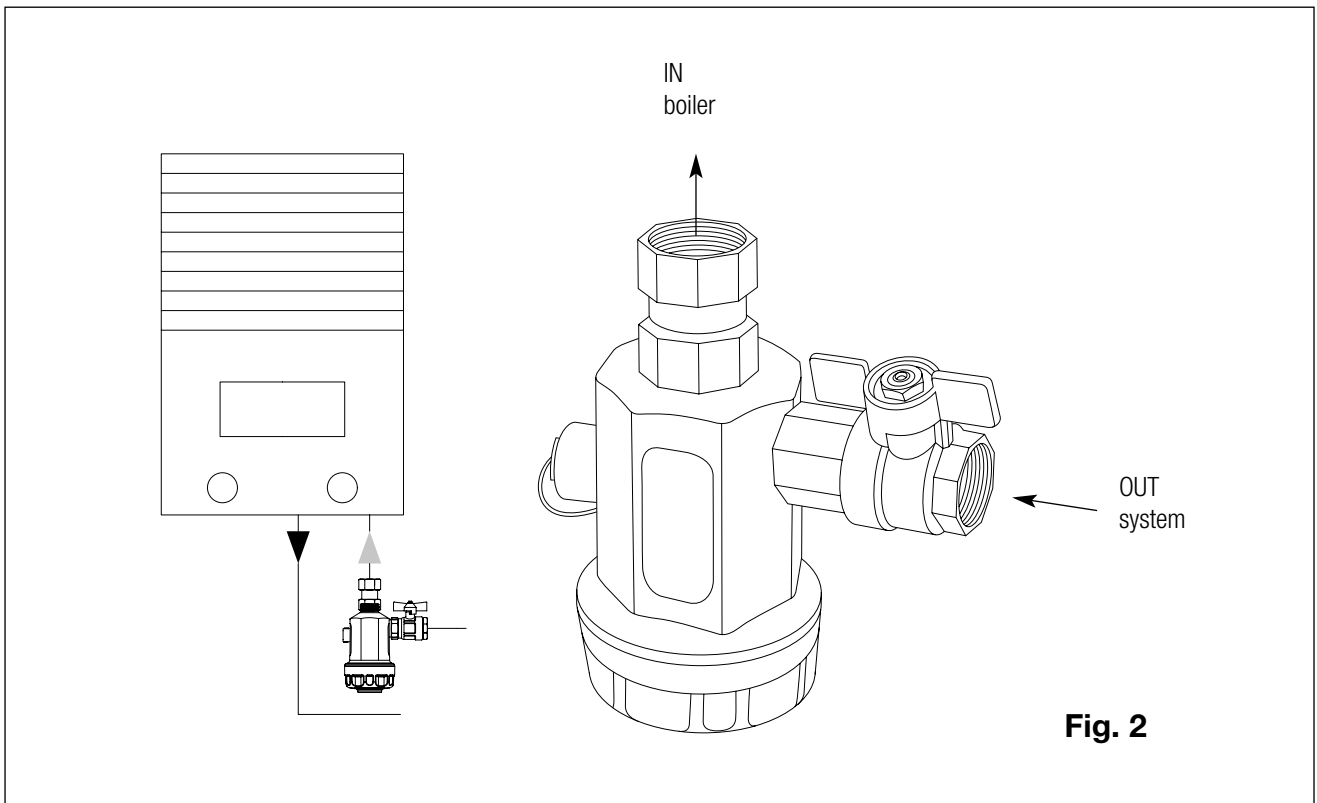
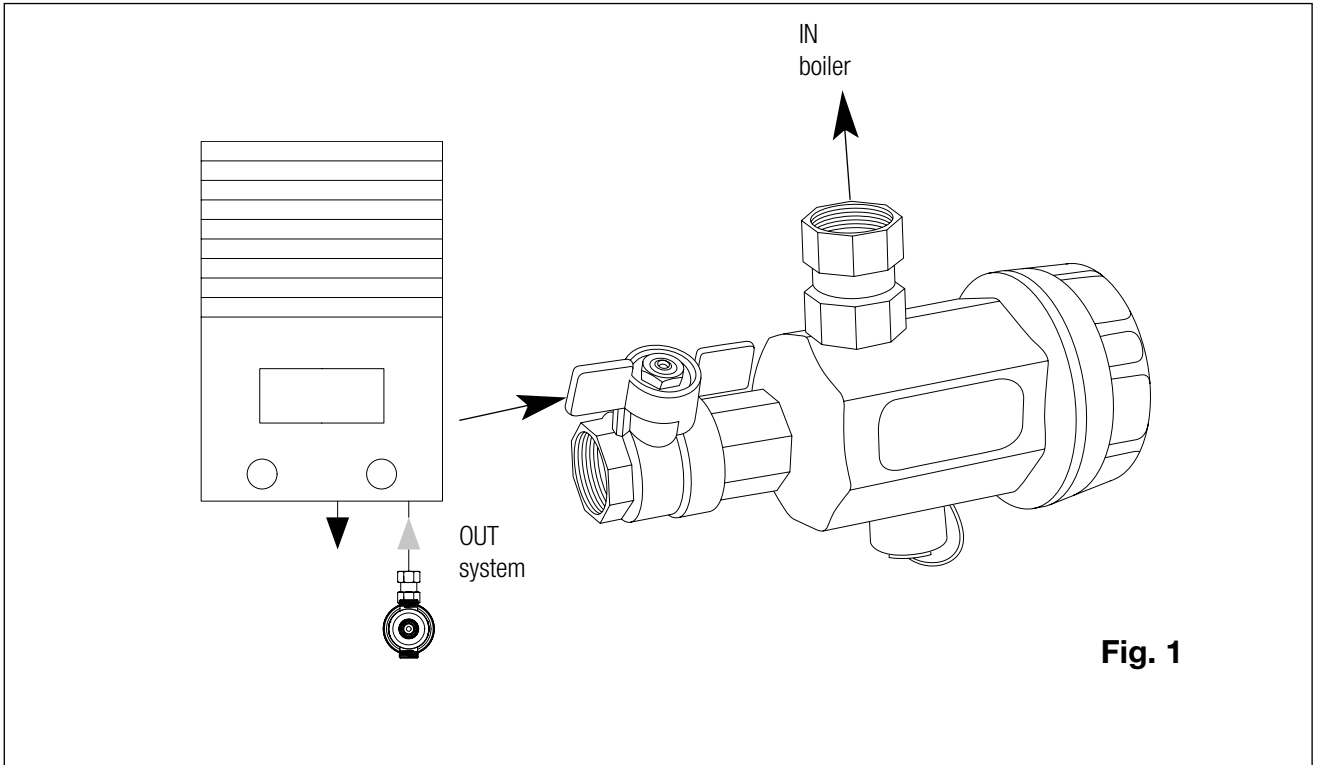
The **DSP Series** dirt separator can be installed in different mounting positions:

- horizontal installation with cap facing forwards, where there is limited space beneath the boiler (e.g. boiler installed in a wall-mounted kitchen unit) (**Fig.1**)
- vertical installation with cap facing downwards, where there is more space available (**Fig.2**).

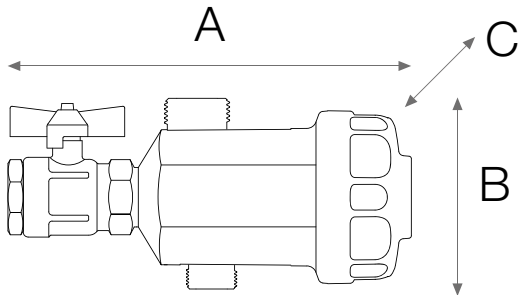
To achieve these installation configurations, simply invert the position of the boiler connection swivel fitting with the ball valve and turn the separator by 90°.

The connections on the main body and drain valve have a G 3/4" and G 1/2" thread respectively.

Installation diagrams



Overall dimensions (mm)



DN	A	B	C
3/4"	180	80	70

Specification text

DSP Series

Compact dirt separator with magnet **DSP Series** – WATTS brand. Connections: main body G 3/4", drain G 1/2". Complete with ball valve and swivel fitting made of brass. Compatible fluids: water, water + glycol 70/30. PA66 brass body. Maximum pressure: 3 bar at 90°C. Operating temperature range: 4-90°C. Filtration rating: 650 µm.

The descriptions and photographs contained in this product specification sheet are supplied by way of information only and are not binding.

Watts Industries reserves the right to carry out any technical and design improvements to its products without prior notice. Warranty: All sales and contracts for sale are expressly conditioned on the buyer's assent to Watts terms and conditions found on its website at www.wattswater.eu. Watts hereby objects to any term, different from or additional to Watts terms, contained in any buyer communication in any form, unless agreed to in a writing signed by an officer of Watts.

WATTS[®]

Watts Industries Italia S.r.l.

Via Brenno, 21 • 20853 Biassono (MB) • Italy
Tel. +39 039 4986.1 • Fax +39 039 4986.222
infowattsitalia@wattswater.com • www.watts.com