

BT-WR02 RF Serie

Wireless receiver for regulation
Vision® Wireless

Technical Data Sheet




Description

Vision® Wireless enables temperature control of individual rooms in heating and/or cooling systems.

It is a wireless system that requires the use of a wireless room thermostat to control the temperature of individual rooms through remote contacts.

The Vision® system allows full remote control of the system using any browser from your PC or the dedicated smartphone app (iOS or Android) using the system's Wi-Fi connection.



VISION® WIRELESS BT-WR02 RF SERIES

The range of wireless receivers has been designed to control heating and cooling equipment, using an RF thermostat from the Vision® Wireless range.

These receivers can also be controlled by the Watts vision control unit or by the underfloor heating controllers of the WFHC series.

In order to respond to all possible configurations, the wireless receivers have powered or potential-free contacts, depending on the model.


For versions with powered contacts, switching can be done on the phase or on the neutral wire depending on the references.

Type	Part No.	Description
BT-WR02 RF868 LS	P07629	Vision® wireless receiver 230V power supply RF868MHz powered contact (Phase)
BT-WR02 RF868 LC	P06674	Vision® wireless receiver 230V power supply RF868MHz powered contact (Neutral)
BT-WR02 RF868 FC	P07296	Vision® wireless receiver 230V power supply RF868MHz dry or powered contact (Phase or Neutral)
BT-WR02 HC RF868 FC	P06402	Vision® wireless receiver 230V power supply RF868MHz H&C signal – 2 relays

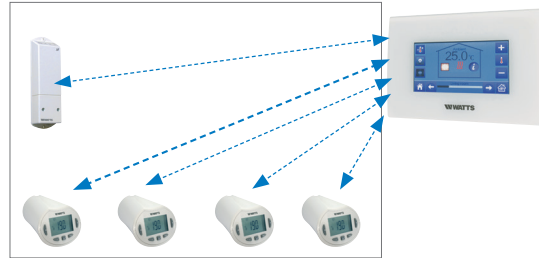
- Vision® Wireless compatible receiver
- Control of heating and cooling systems
- 230Vac power supply
- Simplified implementation, a button and an LED for pairing with the central unit
- Wall installation by 2 screws
- Powered or potential-free dry contact depending on the version
- 10A relay for LS, LC and FC versions
- 2 x 5A relays for the Heat and Cool version

Technical specification				
	BT-WR02 RF868 LC P06674	BT-WR02 HC RF868 FC P06402	BT-WR02 RF868 FC P07296	BT-WR02 RF868 LS P07629
Temperatures Operating	0 à 40°C			
Shipping et storage	-10°C à +50°C			
Power supply	230Vac 50Hz			
Electrical protection	Classe II - IP33			
Type of contact	Contact alimentés Comuntation sur N	2x Contacts secs	Contact sec	Contact alimentés Comuntation sur L
Connectors	Connecteur à vis jusqu'à 1.5mm ²			
Output	Relais 10A 250Vac	Relais 2x 5A 250Vac	Relais 10A 250Vac	Relais 10A 250Vac
Pilot wire Input (France)	Fils pilote 6 ordres	N/A	Fils pilote 6 ordres	N/A
Radio Frequency	868MHz < 10mW (Bidirectionel) - Portée ~100m en champs libre Portée ~100m en environnement résidentiel			
CE Directives	Basse tension (DBT) - Directive 2014/35/EU Compatibilité électromagnétique (CEM) - Directive 2014/30/UE - Equipement radio - Directive 2014/53/UE - Ecoconception et étiquetage énergétique - Directive 2009/125/CE et Règlement (UE) 2017/1369 Restriction de l'utilisation de certaines substances dangereuses (RoHS) - Directive 2011/65/UE			
Product conformed to	UE 811/2013 and 2010/30/UE			
Classification	IV			
Contribution	-2%			

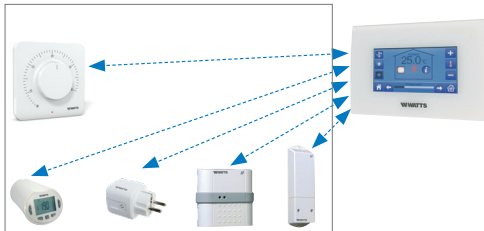
Examples of installation type



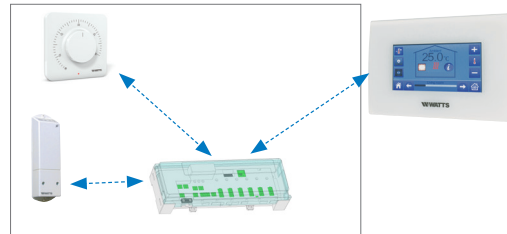
Receivers controlled by thermostats



Management of thermostatic heads demand with a receiver and a Vision@ central unit



Receivers controlled by a thermostat or a Vision@ central unit



Remote management of hot/cold demand for heated/cooled floors

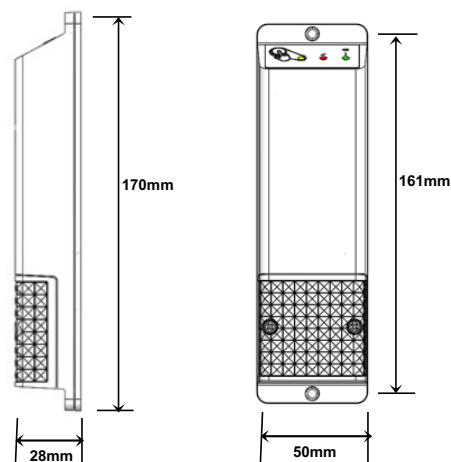
Specification text

Wireless receiver for temperature regulation. Combined with a thermostat from the Vision@ Wireless range, the wireless receiver can be used to control the heating and/or cooling system. Using dry contacts or powered.

The receiver can also be connected to a central unit or to a floor heating controller from the Vision@ Wireless range.

The pairing between the thermostat and the wireless receiver is done using a simple button. An indicator LED shows the status of the receiver, during pairing and then during operation. Installation on the wall is simple thanks to the 2 slots provided for screws.

Overall dimensions (mm)



« The descriptions and photographs contained in this product specification sheet are supplied by way of information only and are not binding. Watts Industries reserves the right to carry out any technical and design improvements to its products without prior notice. Warranty: All sales and contracts for sale are expressly conditioned on the buyer's assent to Watts terms and conditions found on its website at www.wattswater.co.uk - Watts hereby objects to any term, different from or additional to Watts terms, contained in any buyer communication in any form, unless agreed to in a writing signed by an officer of Watts. »

WATTS®

Suivez-nous sur
Watts Water Technologies



WATTS INDUSTRIES France

1590 avenue d'Orange • CS 10101 Sorgues 84275 VEDENE CEDEX • FRANCE
Tél. +33 (0)4 90 33 28 28 • Fax +33 (0)4 90 33 28 29/39
contact@wattswater.com • www.wattswater.fr