


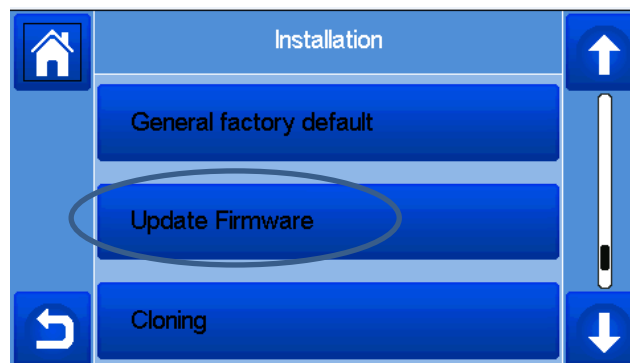
Update the Watts Vision central unit (BT-CT02 RF Wifi)

EN

Warning: This software update is only applicable to a central unit with a capacitive screen:



1. Format a micro SD (FAT32). The maximum size of the card is 16 GB.
2. Unzip in a microSD the 3 files (wifi.ini, wifi.hex, update.bin)
3. Insert the microSD
4. Press on Update Firmware in the installation menu 



Wait the end of the software Update procedure and wait at least 1mn before removing the microSD.

Check that the Wifi menu is available on the main menu. Check that the wifi connection has been recovered if the central was connected before the update.

Check the software version of the central unit after update.

In Wifi Settings menu

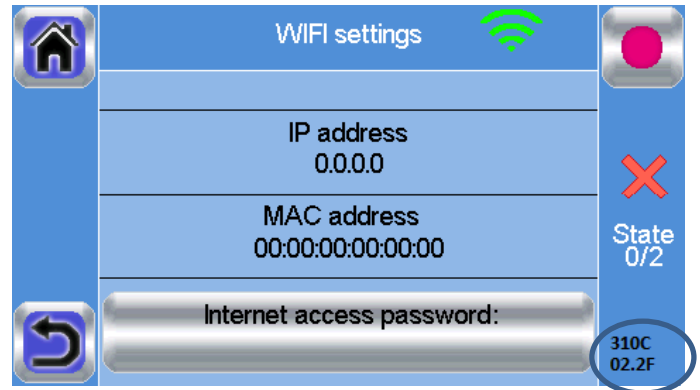
- Wifi module: 310C
- Communication module: 02.2F

In the main menu

- User interface menu: V03.05



Main Menu



Wifi Menu

Remarks:

1. In case of difficulties to update the central, try with another micro SD
2. If you need to update successively several centrals, insert the wifi.ini on the micro SD as this file is deleted at the end of the update procedure