

MISCELATORE

MIXING VALVE

VANNE MELANGEUSE

MISCHVENTIL

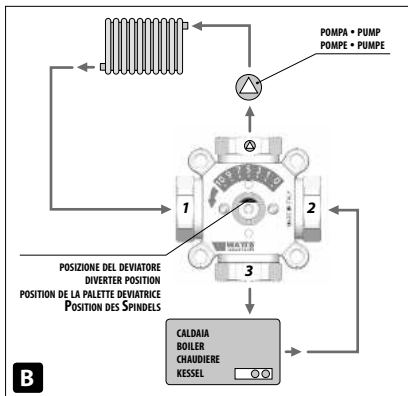
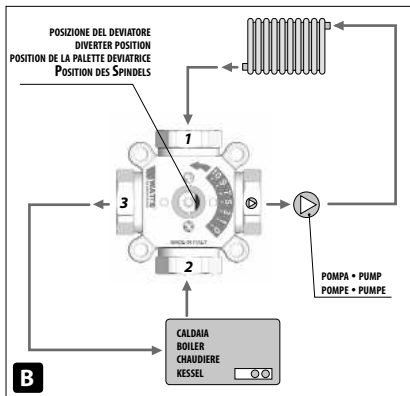
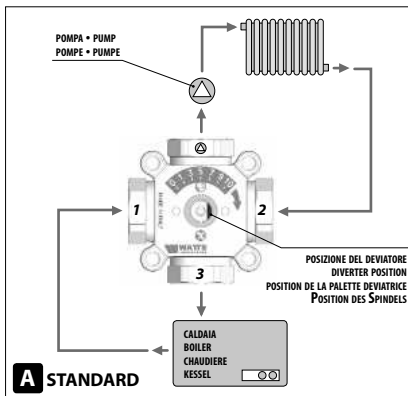
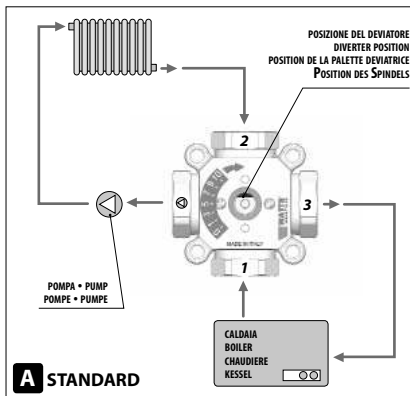
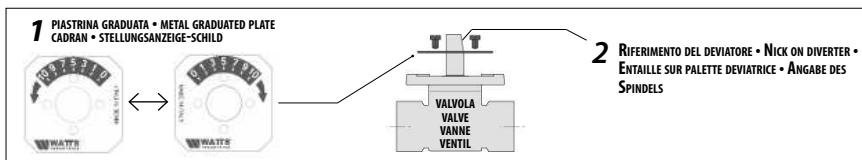
V4GB

4-VIE

4-WAYS

4-VOIES

4-WEGE



ISTRUZIONI DI MONTAGGIO

Posizionare la piastrina graduata (1) e il deviatore (2) seguendo lo schema sopra indicato corrispondente al montaggio della valvola nell'impianto (A-B). (Vedere i riferimenti 1-2-3 sul retro della valvola).

ASSEMBLING INSTRUCTIONS

Find the right position both for the metal graduated plate (1) and for the diverting part (2) following the A.M. layout corresponding to the assembly of the valve in the plant (A-B). (See numbers 1-2-3 on the backside of the valve).

INSTRUCTIONS DE MONTAGE

Positionner le cadran (1) et la partie deviatrice (2) en suivant le schéma ci-dessus relatif au raccordement de la vanne à l'installation (A-B). (Voir les chiffres 1-2-3 sur le dos de la vanne).

MONTAGEANLEITUNG

Die das Stellungsanzeigeschild (1) und den Spindel (2) gemäß obigem Schema positionieren, das dem Schema der Montage des Ventils in der Anlage entspricht (A-B). (Siehe 1-2-3 auf der Rückseite des Mischventils).